

# DOWNLOAD / UPDATE GUIDE

This document explains how to download Fab's AutoBackup from the online store.

- 1- Log yourself in the store: <http://store.fpnet.fr/login.php?language=en>

## Welcome, Please Sign In

### Returning Customer

I am a returning customer.

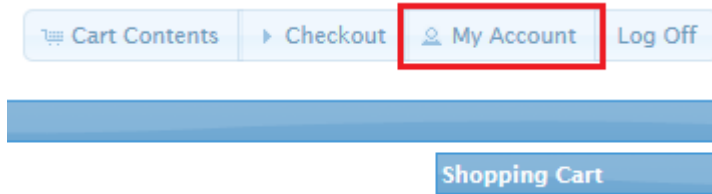
E-Mail Address:

Password:

Password forgotten? [Click here.](#)

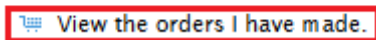
 Sign In

- 2- Go to the "My account" section



- 3- Click the "View the orders I have made" link

### My Orders

 View the orders I have made.

- 4- Click the "View" button matching with your order

Order Number: 1108 (Delivered)

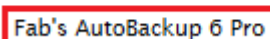
**Order Date:** Sunday 10 October, 2010  
**Billed To:** Partner VIP

**Products:** 1  
**Order Cost:** 50.00EUR

 View

- 5- Click the download link at the bottom of the page

### Download links

 Fab's AutoBackup 6 Pro

- 6- To download the product updates, follow the same instructions.